















Attendance Boundary for 2019-2020



LEGEND

1 inch equals 0.1 miles

SAISD Facilities			Route Features		Natural Features		
	Administrative		Primary PK/K-5/6		PK/K-8 School		Rivers & Creeks
	Closed - Pending Reuse		High School		Special Program		Water Bodies
	Early Childhood EC		Middle School		Streets		
					Railroad Tracks		